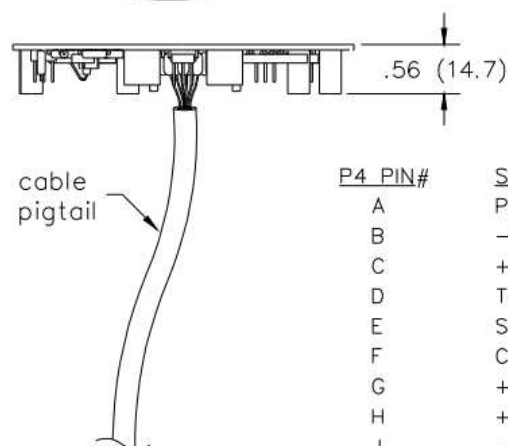
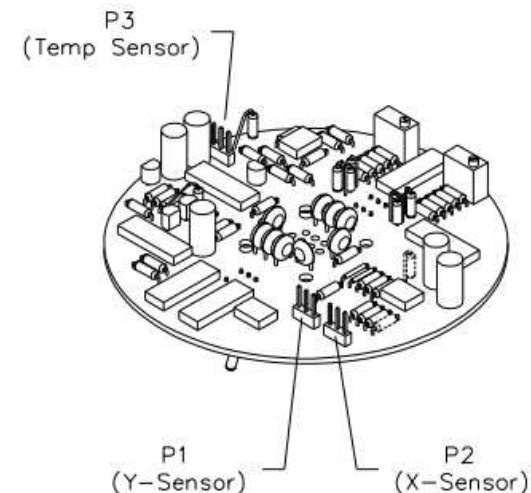


COMPONENT SIDE

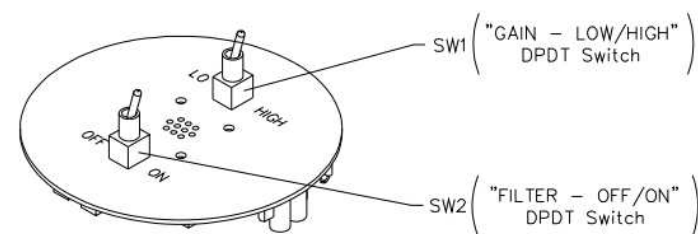
Dimensions in inches (mm)



P4 PIN#	SIGNAL/FUNCTION	WIRE COLOR
A	Power Ground	BLACK
B	-12 VDC in	PURPLE
C	+X out	GREEN
D	Temperature out	YELLOW
E	Signal ground	WHITE
F	Case/Earth ground	DRAIN WIRE
G	+Y out	BLUE
H	+12 VDC in	RED
J	-X out	GREY
K	-Y out	BROWN



TOP VIEW  
(Component Side)



BOTTOM VIEW  
(Solder/Switch Side)

MODEL 83162 SIGNAL CONDITIONER

**Jewell**  
**Instruments**