
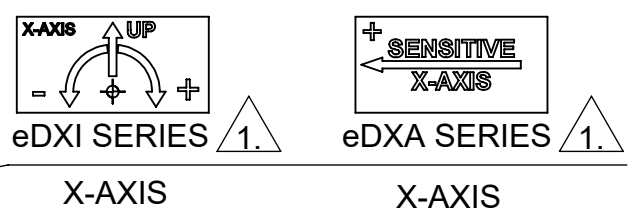
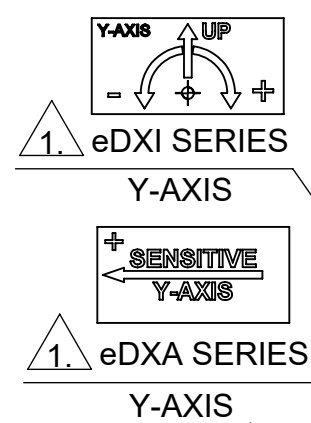
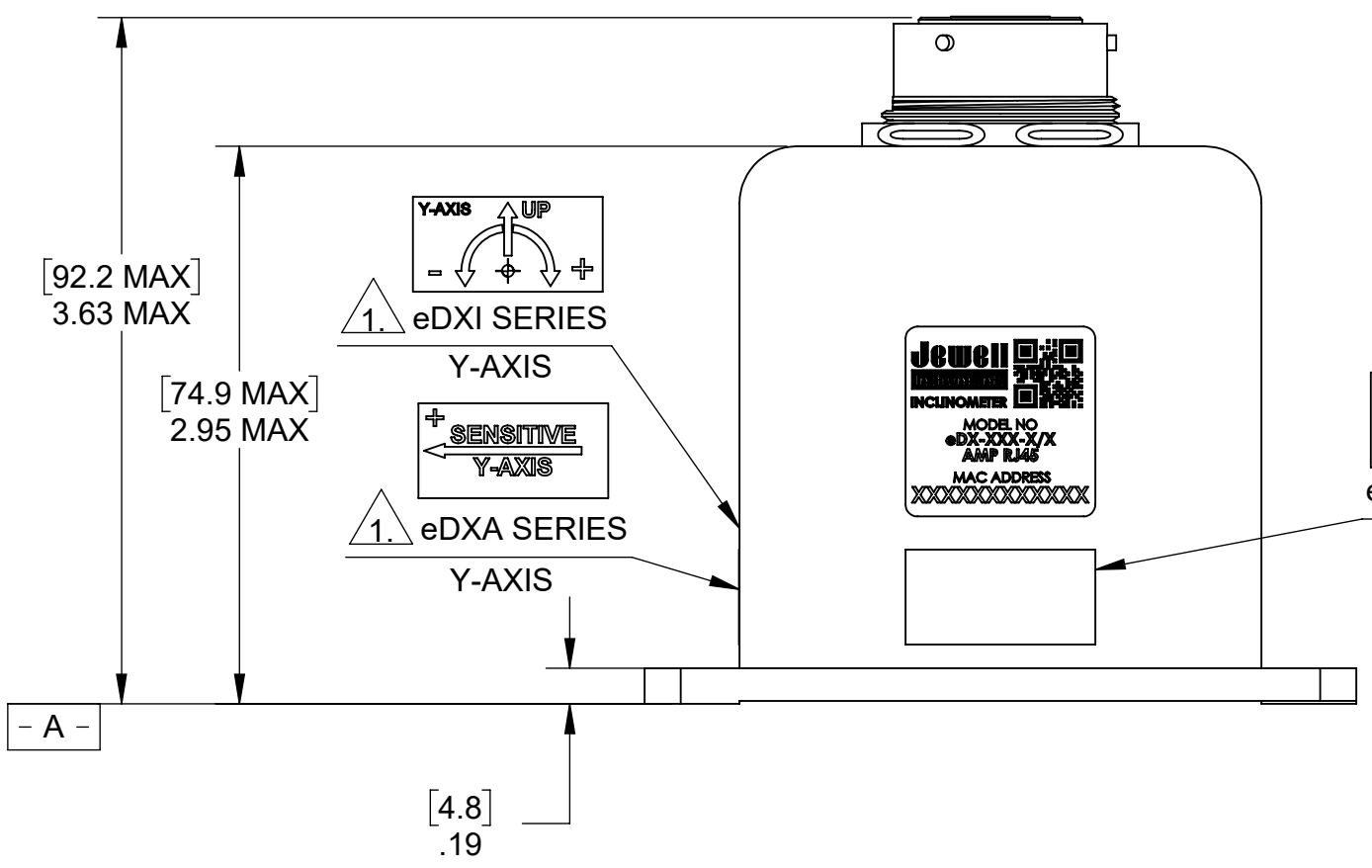


CONNECTOR PIN OUT	
PIN	FUNCTION
1	TX+
2	TX-
3	RX+
4	PoE45+
5	PoE45-
6	RX-
7	PoE78+
8	PoE78-

- NOTES:
1. SENSITIVE AXIS LABEL VARIES BY MODEL. "-100" SERIES UNITS ARE SINGLE AXIS UNITS AND WILL NOT HAVE THE Y-AXIS.
 2. DATUM **- A -** AND **- B -** ARE DEFINED AS REFERENCE SURFACES.
 3. UNITS ^[mm]
INCH
 4. MATING CONNECTOR:
VENDOR: AMPHENOL
PART NO: RJF6B



APPLICATION		DIMENSIONS ARE IN INCHES AND APPLY TO PART BEFORE FINISHING
USED ON	NEXT ASSY	
		TOLERANCE UNLESS SPECIFIED TWO PLACE DECIMALS (.00) ± .01 THREE PLACE DECIMALS (.000) ± .005 ANGLES ± 1° RAW MATL - COMMERCIAL STANDARD

Jewell Instruments
MANCHESTER, NH
TRIPLETT MODUTEC A&M EMICO

PROPRIETARY NOTICE
THIS DRAWING IS THE PROPERTY OF JEWELL INSTRUMENTS, LLC. NEITHER THIS DOCUMENT NOR THE DATA CONTAINED HEREIN SHALL BE DISCLOSED, REPRODUCED IN WHOLE OR IN PART WITHOUT THE WRITTEN AUTHORIZATION OF JEWELL INSTRUMENTS, LLC. NO RIGHT IS GRANTED TO DISCLOSE OR SO USE ANY INFORMATION CONTAINED HEREIN. ALL RIGHTS RESERVED.

TITLE eDX SERIES OUTLINE DRAWING	
DRAWING NO. OD02550380-000	REV C
SCALE 1:1	CAGE CODE 33005 SHEET 1 OF 1