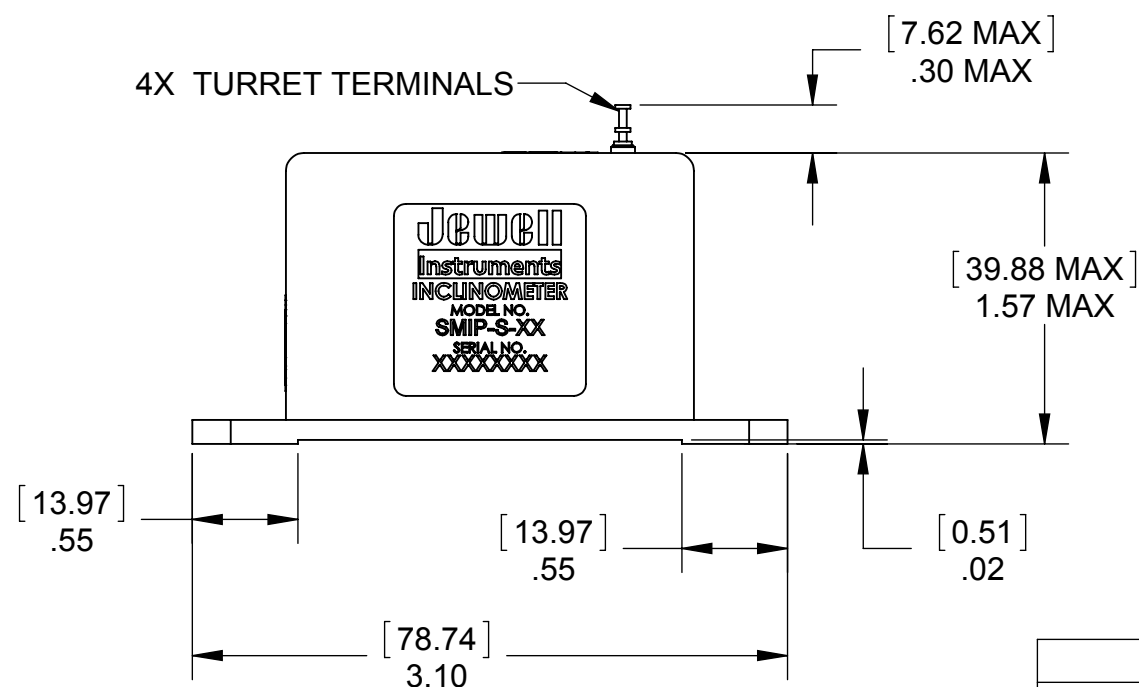
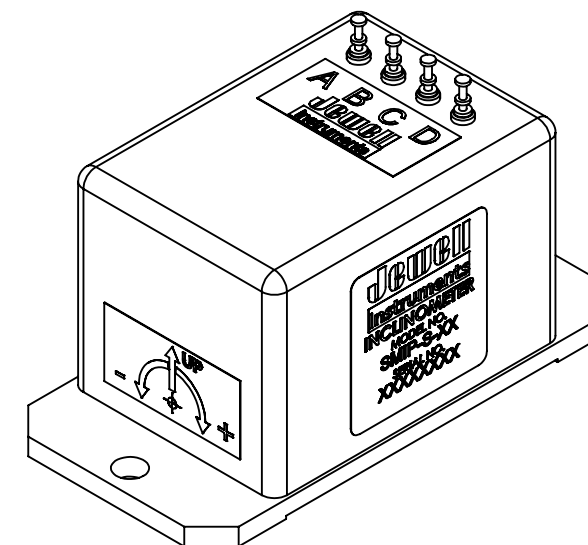
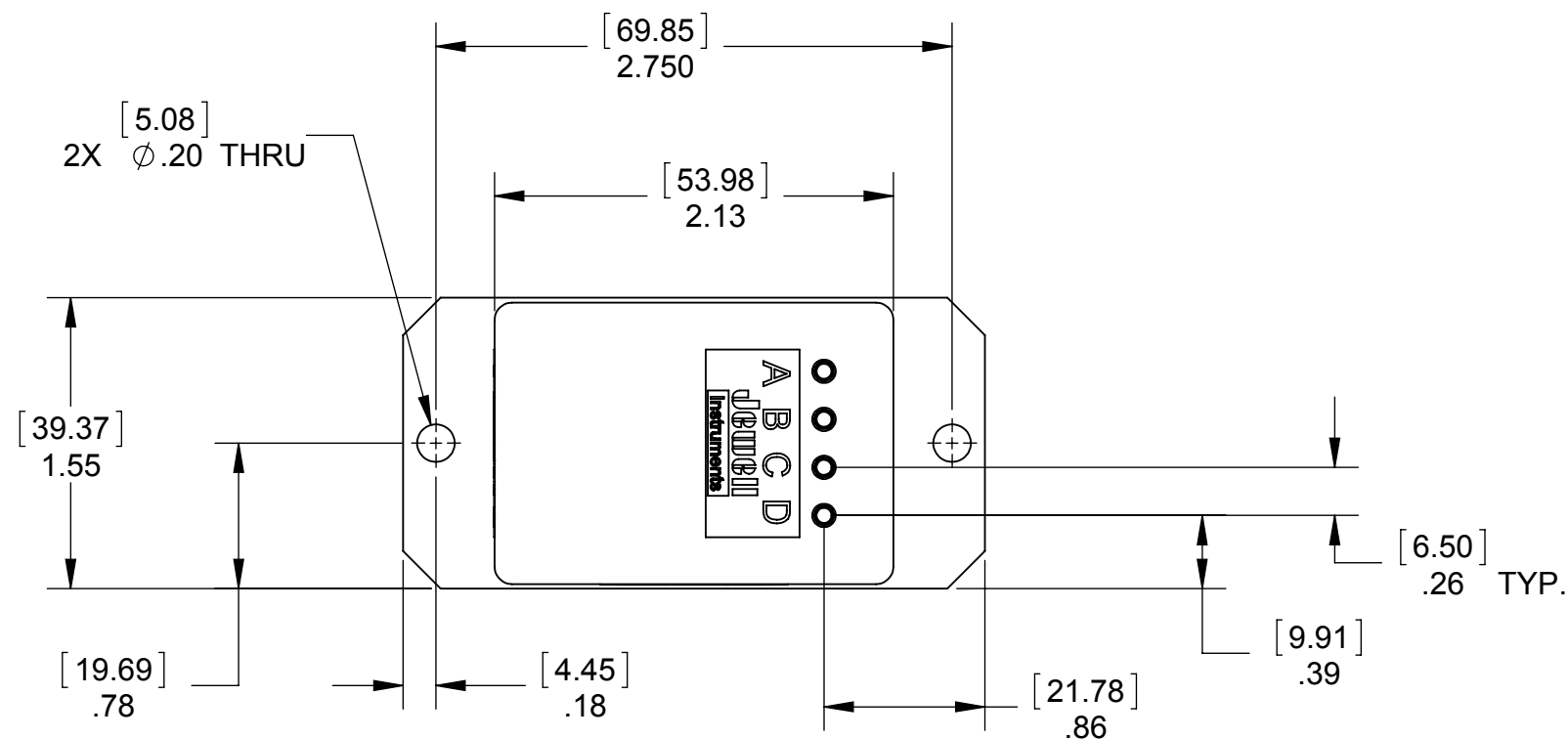


NOTES:

1. UNITS [mm]  
inch



CONNECTOR PIN OUT	
CONNECTOR	FUNCTION
PIN A	POWER +15 TO +30 VDC
PIN B	POWER/ SIGNAL COMMON
PIN C	N/A
PIN D	OUTPUT SIGNAL (Eo)

DIMENSIONS ARE IN INCHES AND APPLY TO PART BEFORE FINISHING	
TOLERANCE UNLESS SPECIFIED	
TWO PLACE DECIMALS	(.00) $\pm$ .01
THREE PLACE DECIMALS	(.000) $\pm$ .005
ANGLES	$\pm$ 1°
RAW MATL - COMMERCIAL STANDARD	

**Jewell Instruments**  
MANCHESTER, NH  
TRIPLETT MODUTEC A&M EMICO

PROPRIETARY NOTICE  
THIS DRAWING IS THE PROPERTY OF JEWELL INSTRUMENTS, LLC. NEITHER THIS DOCUMENT NOR THE DATA CONTAINED HEREIN SHALL BE DISCLOSED, REPRODUCED IN WHOLE OR IN PART WITHOUT THE WRITTEN AUTHORIZATION OF JEWELL INSTRUMENTS, LLC. NO RIGHT IS GRANTED TO DISCLOSE OR SO USE ANY INFORMATION CONTAINED HEREIN. ALL RIGHTS RESERVED.

TITLE	
SMIP - SINGLE SUPPLY EMERALD SERIES	
DRAWING NO.	REV
OD02550303-000	A
SCALE	CAGE CODE
1:1	33005
SHEET 1 OF 1	