
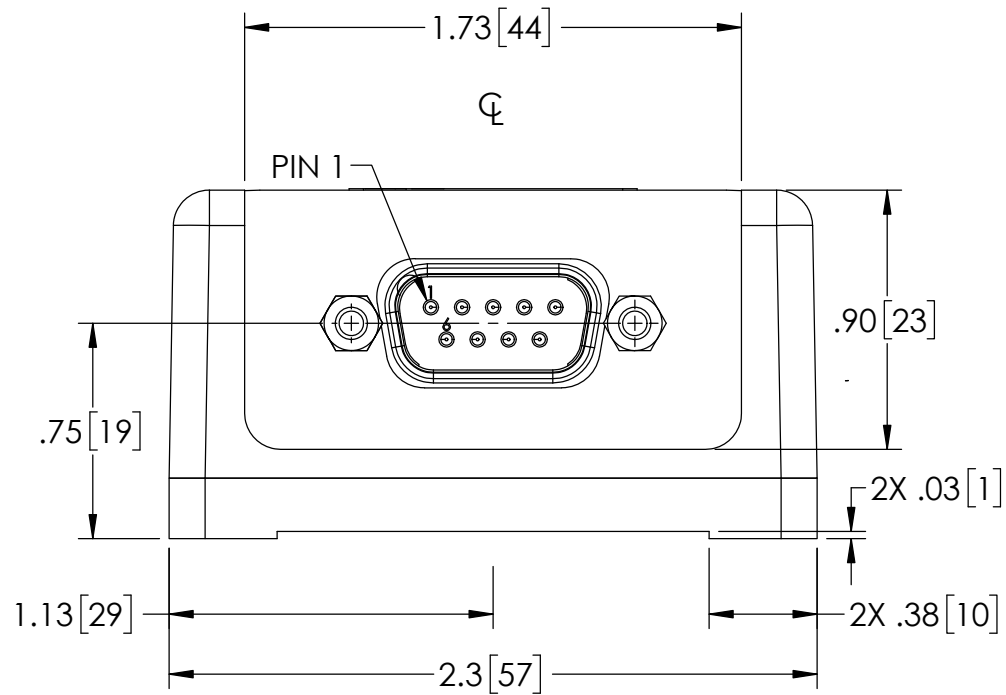
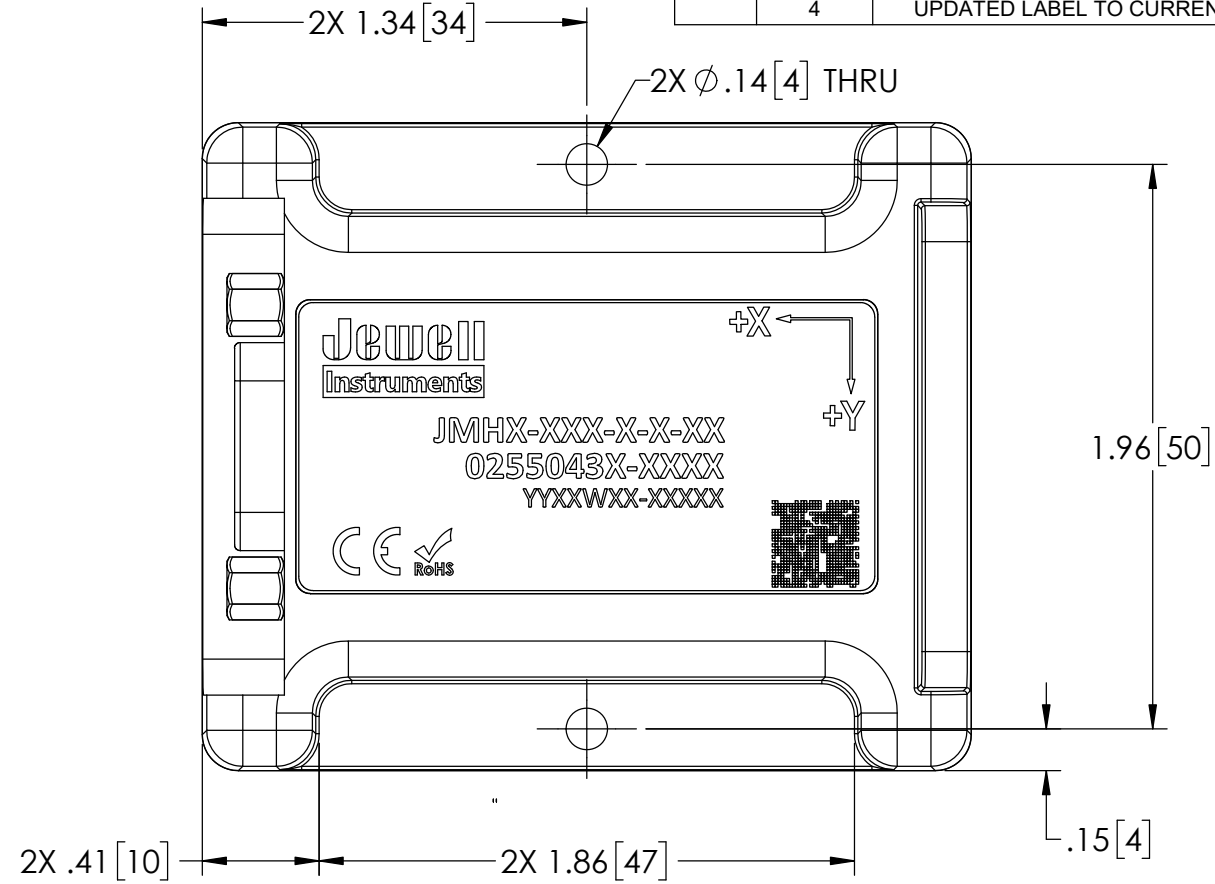
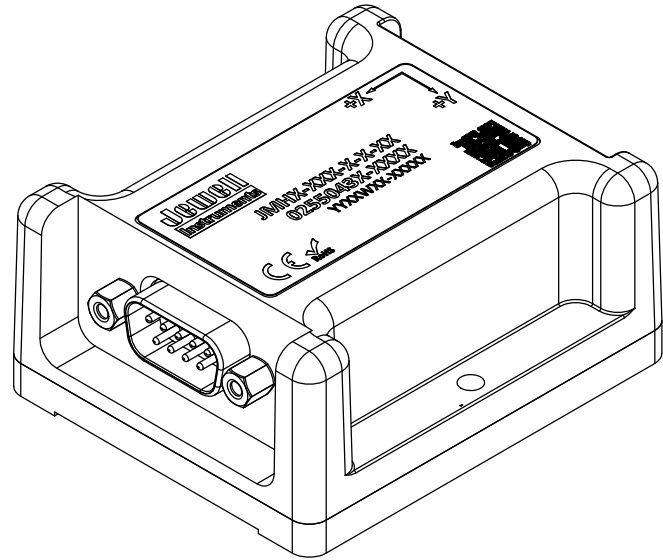


NOTE:
1. PIN# 3 CAN BE USED FOR -Vin FOR DUAL SUPPLY CONFIGURATION

REVISIONS					
ZONE	REV.	DESCRIPTION	ECO #	DATE	DRFTSMN
	2	UPDATED TABLE		2/12/2025	GR
	3	ADDED NOTE #1		3/4/2025	GR
	4	UPDATED LABEL TO CURRENT CONFIG		3/5/2025	GR



DB9 PIN#	FUNCTION
1	Vin+
2	COM
3	N/C
4	X
5	Y
6	Z
7	COM
8	TEMP
9	COM

APPLICATION		DIMENSIONS ARE IN INCHES AND APPLY TO PART BEFORE FINISHING	
USED ON	NEXT ASSY	TOLERANCE UNLESS SPECIFIED	
		TWO PLACE DECIMALS (.00) ± .01	
		THREE PLACE DECIMALS (.000) ± .005	
		ANGLES ± 1°	
		RAW MATL - COMMERCIAL STANDARD	
MATERIAL		DRAWN	DATE
		GR	9/19/2024
		CHECKER	DATE
FINISH		APPROVED	DATE



MANCHESTER, NH
MODUTEC A&M EMICO

PROPRIETARY NOTICE
THIS DRAWING IS THE PROPERTY OF JEWELL INSTRUMENTS, LLC. NEITHER THIS DOCUMENT NOR THE DATA CONTAINED HEREIN SHALL BE DISCLOSED, REPRODUCED IN WHOLE OR IN PART WITHOUT THE WRITTEN AUTHORIZATION OF JEWELL INSTRUMENTS, LLC. NO RIGHT IS GRANTED TO DISCLOSE OR SO USE ANY INFORMATION CONTAINED HEREIN. ALL RIGHTS RESERVED.

TITLE		
RUBY DB9 SERIES OUTLINE DRAWING		
DRAWING NO.	REV	
OD-02550431-DB9	4	
SCALE	CAGE CODE	SHEET 1 OF 1
1.5:1	33005	