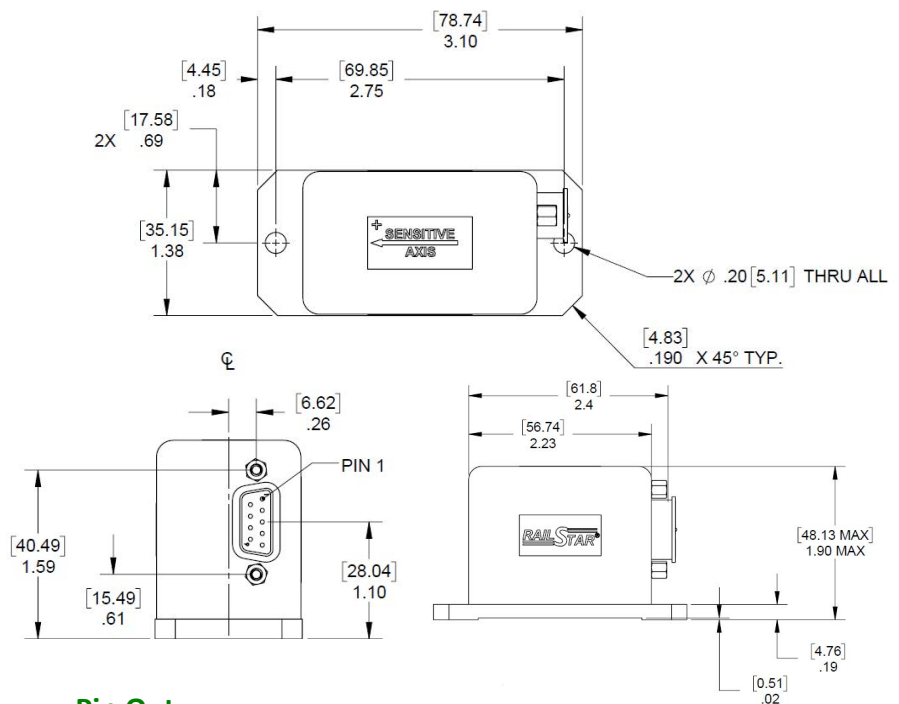


Jewell has a 40+ year history of supplying acceleration sensors for driver and driverless metro trains throughout the world. Jewell accelerometers are crucial components in safety and control systems providing a safe, controlled ride by providing train acceleration, deceleration and position information.

Our recently CENELEC and AREMA qualified JMA-165 series MEMS accelerometers are now a cost effective and viable alternative to the traditional forced balanced designs.



Outline Diagram



Features

- $\pm 0.5G$ & $\pm 1.0G$ full ranges
- CENELEC/AREMA certified
- Low-cost MEMS technology
- Internal heater for reduced thermal drift
- RoHS Compliant
- Filtering Available

Applications

- Automated Train Controls
- Acceleration/Deceleration Control
- Rail Maintenance & Testing
- Train Performance Testing

Pin Out

PIN	FUNCTION
1	+Vcc
2	COMMON
3	-Vcc
4	SIG OUT
5	N/C
6	N/C
7	N/C
8	N/C
9	N/C



Jewell Instruments LLC, 850 Perimeter Road, Manchester, NH 03103

sales@jewellinstruments.com • www.jewellinstruments.com • Tel (800) 227-5955

Performance Specifications

STATIC/DYNAMIC

Measurement Range, (g) ¹	±0.5	±1
Output Voltage Range (Volts)	±5.00	±5.00
Scale Factor Tolerance (mg)	±5	±10
Scale Factor Temp Coefficient (ppm/°C, Max.)	125	75
Bias (g, Max.)	±0.01	±0.01
Bias Temp Coefficient (mg/°C, Max.)	1	0.5
Transverse Axis Alignment (°Max.)	0.7	0.7
Resolution and Threshold (mg, Max.)	0.3	0.6
Nonlinearity (% of Full Scale, Max.)	0.2	0.1
Nonrepeatability (mg, Max.)	2	1
Bandwidth (Hz Nominal) (-3dB)	100	100
Cross Axis Sensitivity (g/g Max.)	0.01	0.005
Warm-Up Time (Seconds, Max.)	30	30

ELECTRICAL AND ENVIRONMENTAL

Input Voltage (Vdc)	±12 to ±18
Operating Current (mA, max)	150
Heater Preset (°C)	25.0
Output Impedence (Ohms Nominal)	1
Noise (Broadband grms max.)	0.005
Operating Temperature	-40°C to +70°C
Storage Temperature	-55°C to +85°C
Shock	10g (half sine, 0.011 sec)
Weight (grams)	85
Seal	IP65

Notes: 1 - Intermediate ranges available, please see model number structure below. Custom ranges available on request.

*Specifications subject to change without notice on account of continued product development

Meets CENELEC/AREMA Standards

CENELEC EN 50121:2015

CENELEC EN 50155:2007

CENELEC EN 6100:2010

AREMA Part 11.5.1 (2009)

Ordering Information

±0.5G Range  Model Number: JMA-165-0.5-RH
Part Number: 02550358-002

±1.0G Range  Model Number: JMA-165-1-RH
Part Number: 02550358-003

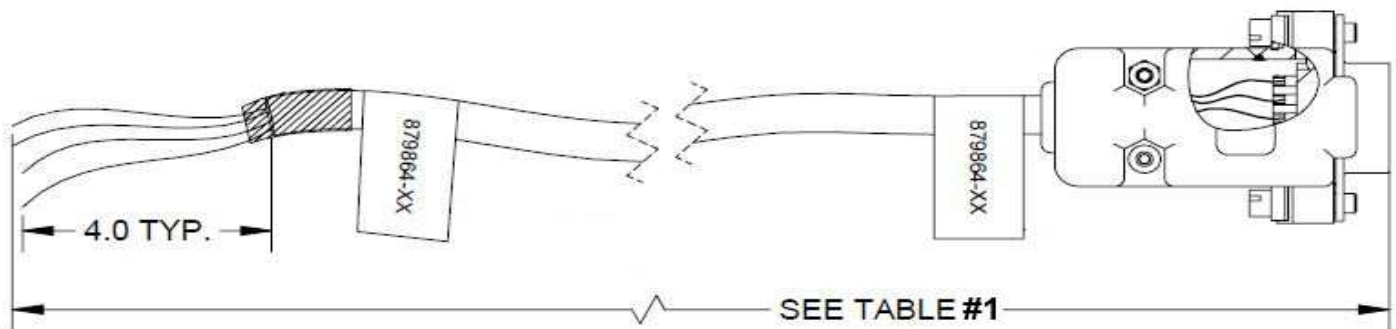


Jewell Instruments LLC, 850 Perimeter Road, Manchester, NH 03103

sales@jewellinstruments.com • www.jewellinstruments.com • Tel (800) 227-5955

CABLE ASSEMBLY (PN 879864-XX)

DB9 FEMALE CONNECTOR



Dimensions in feet [m]

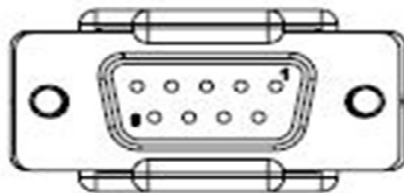


Table #1

Cable Configuration	
Part #	Length
879864-10	[10m] 32.8 feet
879864-XX	Other length available (specify on order)

CONNECTOR PINOUT		
DB9 PIN	FLY LEADS	FUNCTION
1	RED	+PWR
2	BLACK	PWR RTN
3	VIOLET	N/C
4	GREEN	X OUT
5	ORANGE	Y OUT
6	YELLOW	N/C
7	BROWN	SIG RTN
8	BLUE	TEMP OUT
9	WHITE	N/C