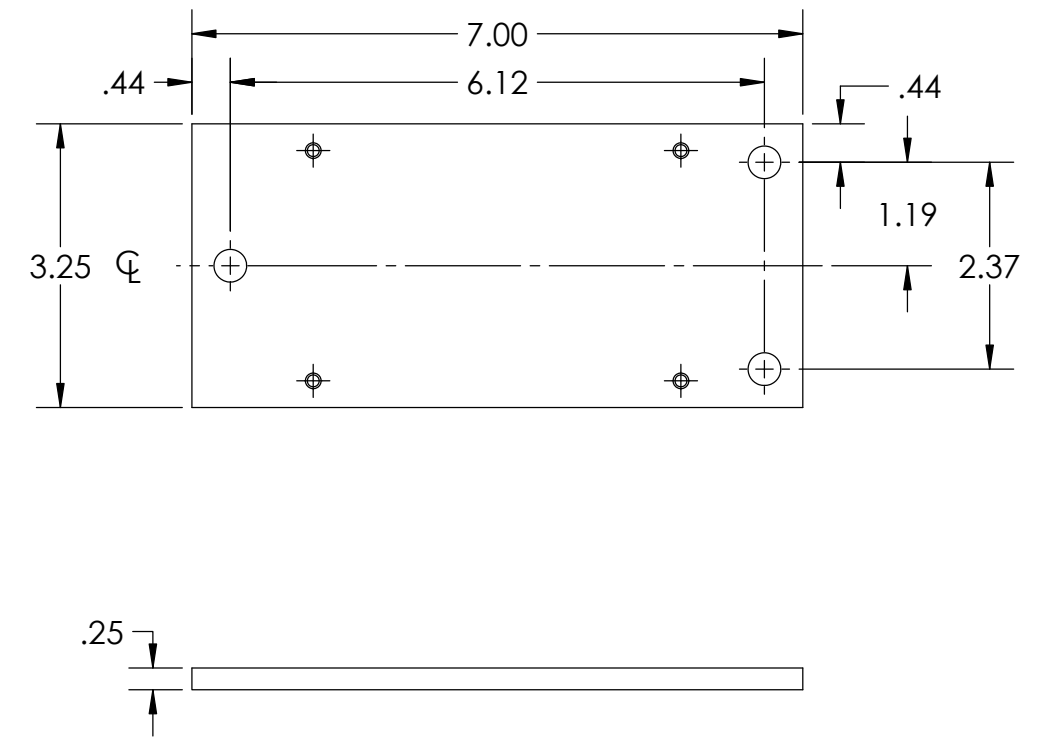
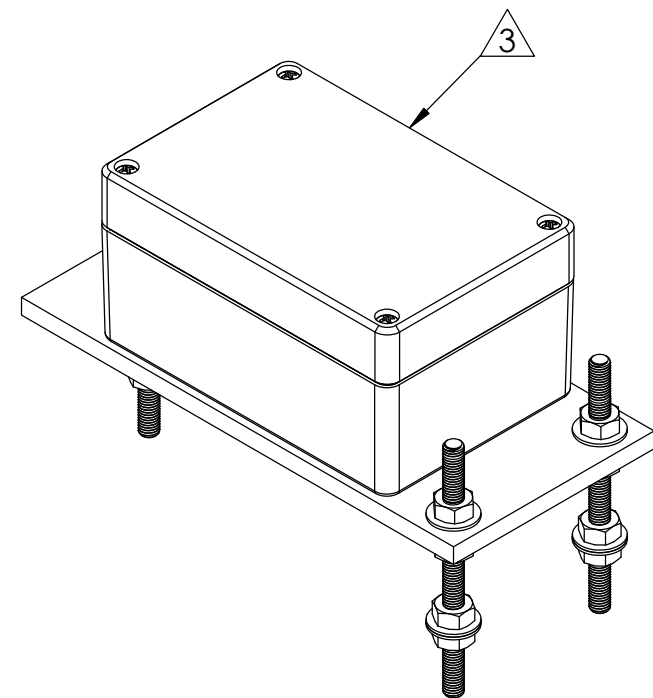
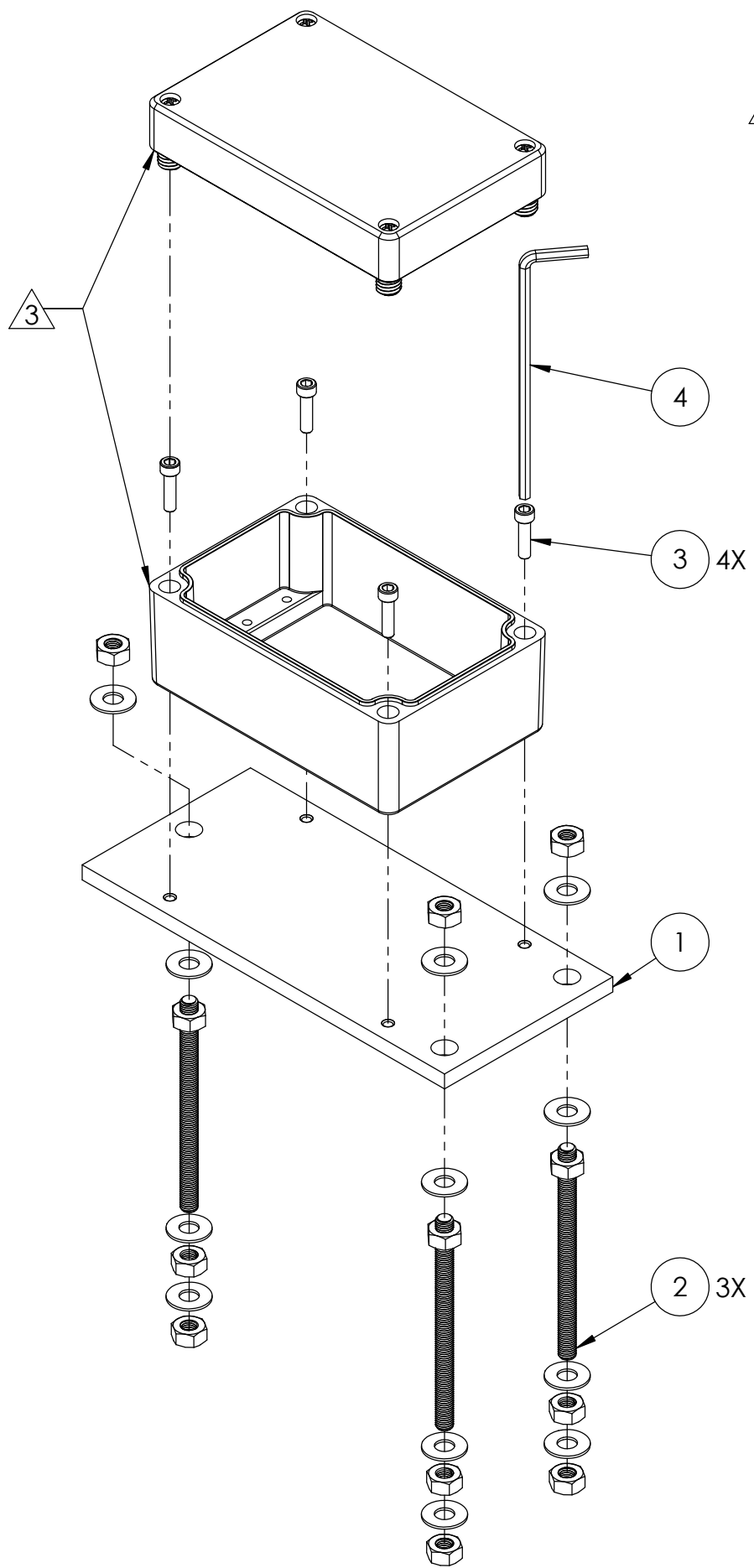


8 7 6 5 4 3 2 1

REVISIONS					
ZONE	REV.	DESCRIPTION	DATE	ECO	DRFTSPRSN
	F	REDRAWN IN SOLIDWORKS; UPDATED DRAWING TO SHOW HOW TO ASSEMBLE AND PLATE DETAILS	2/7/2025	31562	GR

NOTE:
 1. ITEMS 1 THRU 4 TO BE IN ZIP-LOCK BAG & LABELED, WITH HORIZONTAL MOUNTING BRACKET PART NUMBER.
 2. CONFIGURATION IS FOR SUGGESTED ASSEMBLY ONLY. PARTS ARE NOT ASSEMBLED WHEN PACKING FOR SHIPPING.
 3. ENCLOSURE SHOWN FOR ASSEMBLY PURPOSES ONLY



PART NO.	MOUNTING PLATE MATERIAL/FINISH	ITEM NO.	PART NUMBER	Description	QTY.
84051-01	STEEL, ZINC PLATED	1	01454	MOUNTING PLATE, HORIZONTAL	1
84051-02	STAINLESS STEEL	2	84050	ANCHOR BOLT, 1/4-28 X 3-1/2"	3
		3	00210-49	SHCS, 8-32x5/8" SS	4
		4	00195-03	ALLEN WRENCH	1

APPLICATION		DIMENSIONS ARE IN INCHES AND APPLY TO PART BEFORE FINISHING	
USED ON	NEXT ASSY	TOLERANCE UNLESS SPECIFIED	
		TWO PLACE DECIMALS (.00) ± .01	
		THREE PLACE DECIMALS (.000) ± .005	
		ANGLES ± 1°	
		RAW MATL - COMMERCIAL STANDARD	
MATERIAL		DRAWN	DATE
		GLP	1/23/2025
FINISH		CHECKER	DATE
		DAP	9/19/2013
		APPROVED	DATE
		DM	9/23/2013

Jewell Instruments
 MANCHESTER, NH
 MODUTEC A&M EMICO

PROPRIETARY NOTICE
 THIS DRAWING IS THE PROPERTY OF JEWELL INSTRUMENTS, LLC. NEITHER THIS DOCUMENT NOR THE DATA CONTAINED HEREIN SHALL BE DISCLOSED, REPRODUCED IN WHOLE OR IN PART WITHOUT THE WRITTEN AUTHORIZATION OF JEWELL INSTRUMENTS, LLC. NO RIGHT IS GRANTED TO DISCLOSE OR SO USE ANY INFORMATION CONTAINED HEREIN. ALL RIGHTS RESERVED.

TITLE		HORIZONTAL MOUNTING BRACKET	
DRAWING NO.		AD84051-00	
REV		F	
SCALE	CAGE CODE	SHEET 1 OF 1	
1:2.2	33005		