


# Model 84064-02, 59579-02

## Wide-angle Ceramic Tilt Sensor

The Model 84064-02 Wide-angle Ceramic Tilt Sensor is a high-precision electrolytic tilt sensor with wide dynamic range. Units come complete with Aluminum mounting bracket for easy installation. Order without mounting bracket as the model 59579-02 (performance is the same). Total range is  $\pm 80^\circ$ ; linear range is  $\pm 60^\circ$ . All 84064-02 and 59579-02 Ceramic Tilt Sensors include calibration over  $\pm 50^\circ$  when ordered with Jewell electronics (or specify special/custom calibrated ranges on order). Use the 84064-02 and 59579-02 sensor for wide-angle sensor applications where high performance and linearity over range are key.



Model 84064-02 Wide-angle  
(with mounting bracket)



Model 59579-02 Wide-angle  
(without mounting bracket)

	Model 84064-02 and 59579-02 Wide-angle Ceramic Sensors
Total Range (max) <sup>1</sup>	$\pm 80^\circ$
Linear Range	$\pm 60^\circ$
Resolution	0.001°
Repeatability	0.02°
Non-Linearity (half span, typical) <sup>2</sup>	1%
Non-Linearity (full span, typical) <sup>2</sup>	2%
Time Constant	0.15 sec
Operating Temperature	-50°C to +125°C
Storage Temperature	-75°C to +150°C
Weight	84064-02 = 24g ; 59577 = 5g
Materials	Ceramic sensor, gold anodized Al, Teflon lead wire
Sensor Excitation	Use with any Jewell Instruments signal conditioner

*Specifications subject to change without notice on account of continued product development; <sup>1</sup>Specify calibrated range on order; <sup>2</sup>Max non-linearity from BFSL drawn through calibration curve, to 0.05% linearity with 5<sup>th</sup> order polynomial; For exact Kz & Ks coefficients, we can offer custom temperature characterization for multiple temperature points (additional changes will apply, please contact Jewell for details)*

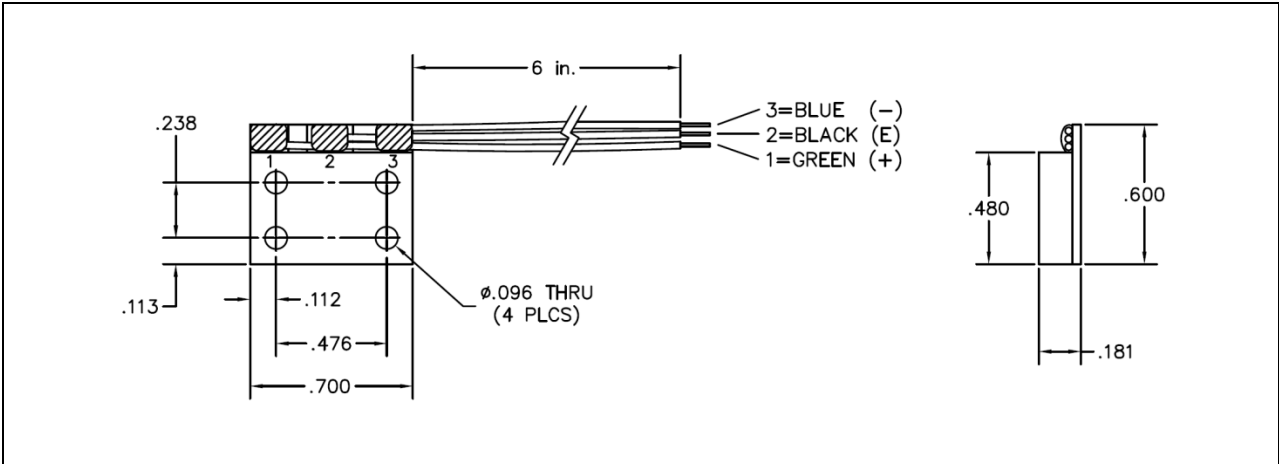
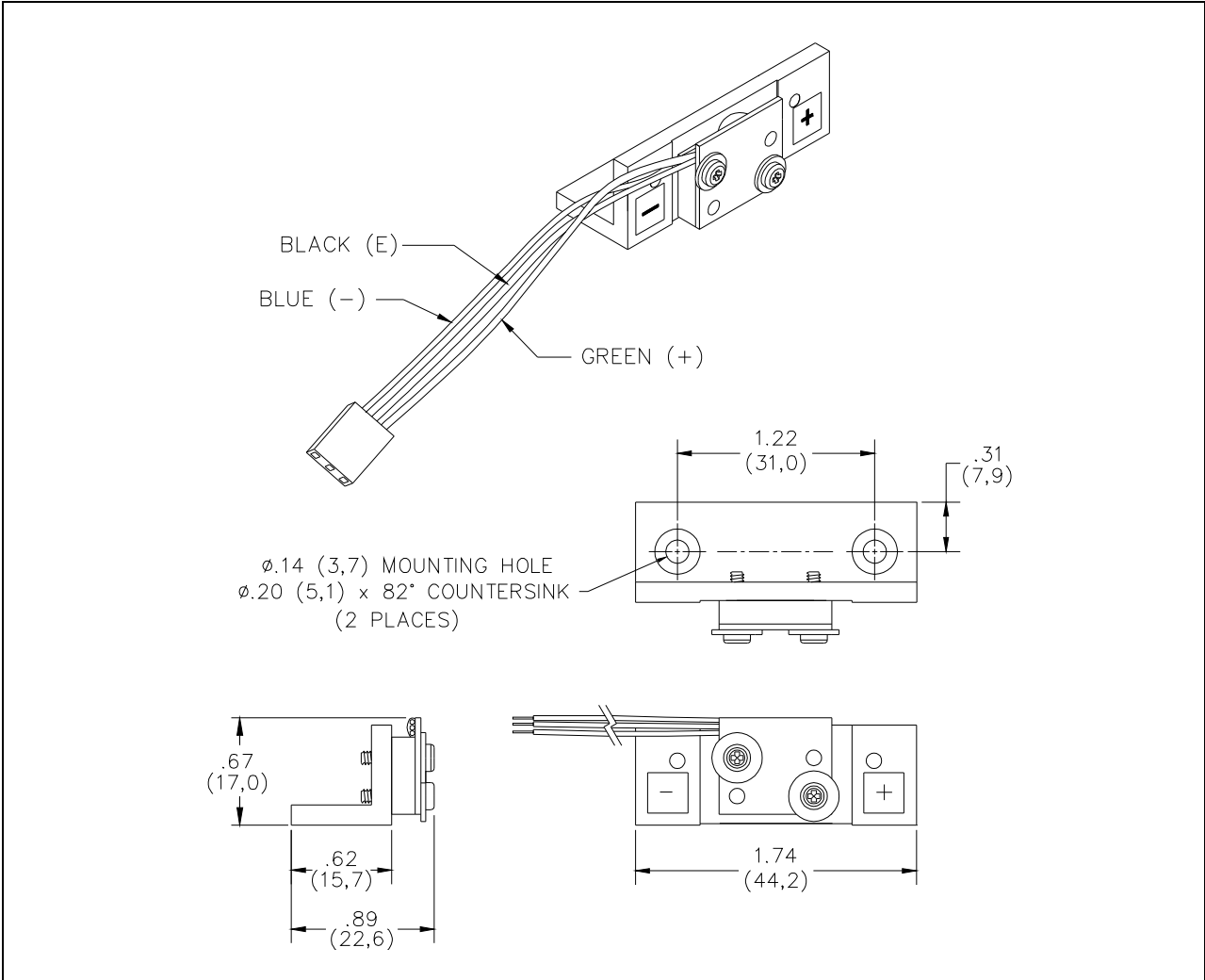
### Ordering Code:

Model No.	Description
84064-02	Wide-angle Ceramic Tilt Sensor Assembly, $\pm 80^\circ$ total range ( $\pm 60^\circ$ linear), with Mounting Bracket
59579-02	Wide-angle Ceramic Tilt Sensor (bare), $\pm 80^\circ$ total range ( $\pm 60^\circ$ linear), no Mounting Bracket

Model 84064-02, 59579-02  
Wide-angle Ceramic Tilt Sensor



Dimensions:



Dimensions in inches (mm)